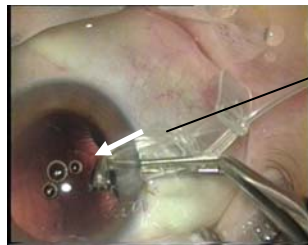
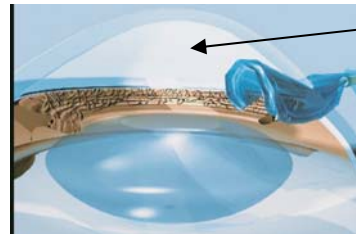


Tricks to remember

- Steep and short tunnel (< 1.5mm)
- CCC 4.5 (needs to be < 5.0)
- Enlarge incision to 3.0mm
- Endothelium coverage with Visco (medium chain), no Visco in capsular bag
- Folding and Insertion of PerfectCapsule™

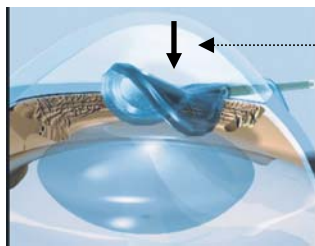


Short and steep tunnel, Incision 3.0

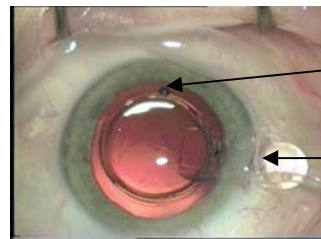


Position over ccc

- Tamponade Visco onto the device to glide downwards

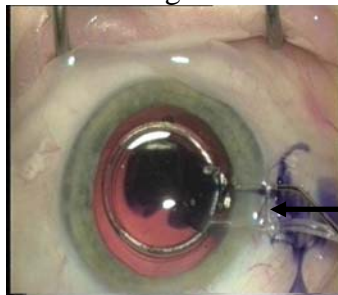


Visco



Visco above channel or sideways

- Irrigate plenty BSS through device channel (to get better vacuum)
- Move PerfectCapsule™ downwards with cannula through sideport (rhexis visible)
- 2nd person to pull vacuum syringe gently upto the end
- Wash out Visco first with BSS, then Irrigation of colored treatment solution (22G cannula) through PerfectCapsule™ channel, ensure bag is fully and constant irrigated
- short irrigation with BSS for cleaning



Irrigation through channel

- Removal: Release vacuum, inject Visco through PerfectCapsule™ to push back Posterior Capsule before withdrawing PerfectCapsule™
- Pull out PerfectCapsule™ gently

